

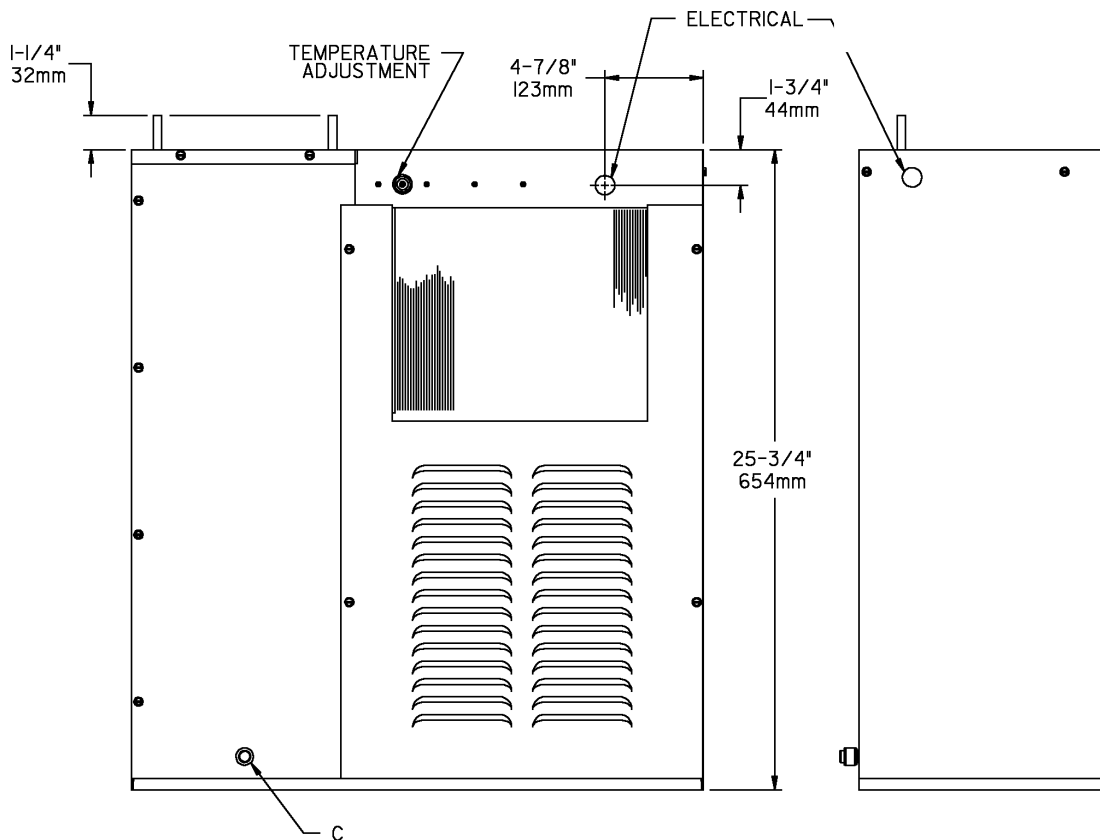
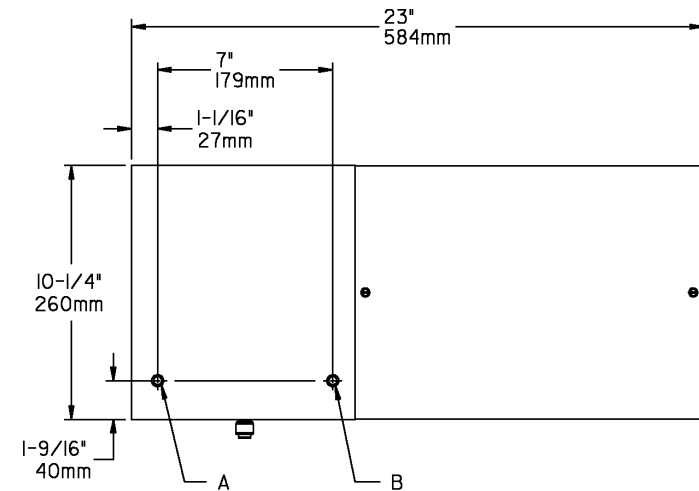
Installation Instructions

ER19-1A/2A/3A TR419-1A/3A Refrigeration Packages

NOTE: It is important to insure proper ventilation. Allow a minimum clearance of 6 inches (152 mm) in front and 3 inches (76mm) in the rear of the unit. If unit is to be installed in an enclosure, allow the following clearances around unit - 1 inch (25mm) each side, 3 inches (76mm) in the rear, 3 inches (76mm) inches above wall.

This chiller has been designed for use with potable water and includes an o-ring seal on the drain plug.

For use with photo processing applications, adjust thermostat to warmer settings.

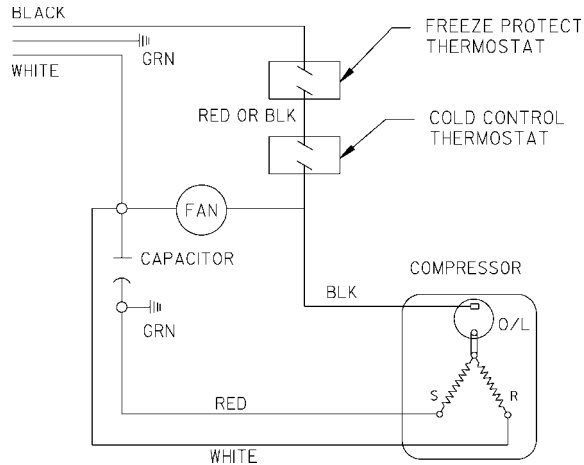


LEGEND

- A = 3/8" O.D. TUBE WATER OUT
- B = 3/8" O.D. TUBE WATER INLET
- C = 3/8" O.D. TUBE TANK DRAIN

ER19-1A/2A/3A, TR419-1A/3A

ITEMIZED PARTS LIST		
ITEM NO.	PART NO.	DESCRIPTION
1	23089C	Terminal Box Cover
2	35882C	Cold Control
3	35895C	Cold Control (Freeze Protect)
4	31757000	Fan Motor
5	30502C	Fan Blade
6	41991000	Fan Bracket
7	70018C	Fan Nut
8	70009C	Motor Mounting Screw
9	32824000	Condenser
10	32817000	Shroud
11	30441C	Capacitor
12*	30563C	Compressor Serv Pak (115v)
13	30251C	Overload
14	30561C	Terminal Cover Gasket
15	30562C	Overload Spring
16	30560C	Terminal Cover
17	48000069	Bale Strap
18	19037000	Clip
19	100806740570	Grommet
20	62278C	Evaporator Assy
21	23090C	Insulation Box Cover
22	70772C	Drain Plug
23	27197C	Grill (Front)
24	23098C	Base Assy
25	23100C	Insulation Box Panel (Rear)
26	23101C	End Panel
27	23104C	Insulation Box (Front)
28	23103C	Terminal Box
NS	27198C	Grill (Rear)



WIRING DIAGRAM

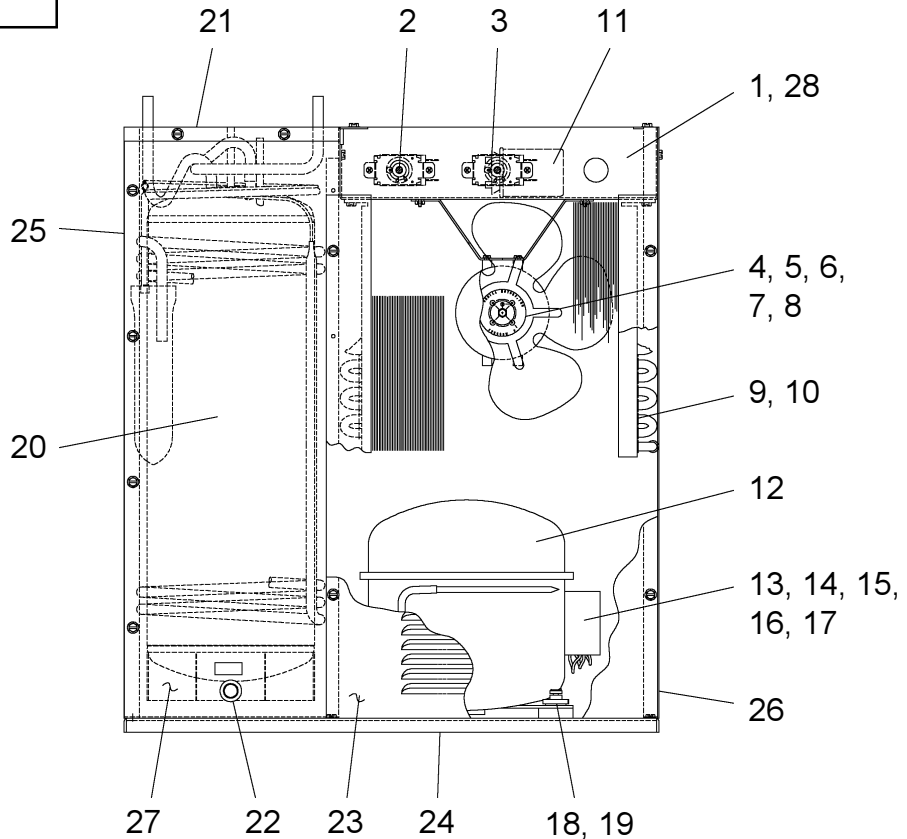
ER19-2A 220/240V, 50 HZ

ITEM NO.	PART NO.	DESCRIPTION
3	32878000	Fan Motor
12*	30559C	Compressor Serv Pak
13	35878C	Overload

ER19-3A, TR419-3A 220/240V, 60 HZ

ITEM NO.	PART NO.	DESCRIPTION
3	32878000	Fan Motor
12*	30601C	Compressor Serv Pak
13	30426C	Overload

*INCLUDES RELAY & OVERLOAD. IF UNDER WARRANTY, REPLACE WITH SAME COMPRESSOR USED IN ORIGINAL ASSEMBLY.
 NOTE: All correspondence pertaining to any of the above water cooler or orders for repair parts MUST include model number and serial number of cooler, name and part number of replacement part.



ELKAY MANUFACTURING COMPANY • 2222 CAMDEN COURT • OAK BROOK, IL 60523 • 630.574.8484
 FOR PARTS, CONTACT YOUR LOCAL DISTRIBUTOR OR CALL 1.800.323.0620